



ECIAAA

*Live Strong
Age Strong*

ECIAAA FY2024 Factsheet

ECIAAA plans, coordinates, and advocates for the development of a comprehensive service delivery system for an estimated 188,000 persons 60 years of age and older, persons with disabilities, caregivers, grandparents, and other relatives raising children in communities throughout the 16 counties of East Central Illinois.

24,728 people served through OAA Title III Supported Services



**78,314 Information and Assistance
Service Units**



**Health Promotion provided to 330
Older Adults**



**Reducing Social Isolation Pilot Projects
4,479 Service Units provided to 852 Older Adults**

Nutrition



**192,186 Congregate Meals
served to 4,565 Older Adults**



**686,278 Home Delivered Meals
served to 4,157 Older Adults**



Family Caregiver Services

Grandparents and Other Elderly Caregivers Serving Children

Counseling and Training: 291 Caregivers Served
Supplemental Services: 103 Caregivers Served



Caregiver Serving Elderly Individuals

Counseling and Training: 981 Caregivers Served
Supplemental Services: 60 Caregivers Served
Respite: 31 Caregivers Served

OAA Title VII Elder Justice



1,828 Adult Protective Services Intakes



**3,537 Long Term Care Ombudsman
Consultations**



3,035 units of Legal Assistance Provided



Illinois Association of Area Agencies on Aging

2024 I4A Factsheet (Preliminary)

(Source: Preliminary Numbers from the Preliminary Illinois Department on Aging 2024 OAA Title III and VII State Program Report)



The Illinois 13 Area Agencies on Aging served 478,113 adults aged 60 and over during FY 2024 or 16.5% of the senior population. Since the 1970s, each Area Agency on Aging has helped to build a network of aging services at the local level, incorporating the preferences of local participants.

Aging services assist older adults, their caregivers, grandparents raising grandchildren, people with disabilities, and veterans. The Area Agencies continued the initiative to reduce social isolation among older adults and their caregivers during 2024.



295 Provider Agencies

Area Agencies on Aging collaborate with community providers to ensure older adults and their caregivers have access to home and community-based services.

726,346 Service Units Provided for Information, Assistance, & Outreach



13,010 Older Adults Received Options Counseling

Options Counseling advises older adults about cost-effective options for community-based, long-term services and supports.

Information, assistance, and outreach helps older adults make informed decisions about program, benefits, and services to help them live independently at home for as long as possible.

358,401 Rides Provided to Older Adults



Transportation programs provide older adults access to medical appointments, shopping, congregate dining locations, and senior centers.



22,215 Older Adults Received In-Home Services

In-Home services include housekeeping, respite care, telephone reassurance, and minor home repairs.

22,178 Adult Protective Services Reports



The Illinois Department on Aging awards grants to Area Agencies on Aging to serve as Regional Administering Agencies for the statewide Adult Protective Services Program.



41,416 Consultations provided by the Ombudsman Program

The Illinois Long-Term Care Ombudsman Program (LTCOP) is a resident-directed advocacy program which protects and improves the quality of life for residents in a variety of long-term care settings.



**11,276,519 Home-Delivered Meals to
62,129 Older Adults**

**1,859,655 Congregate Meals Served to
59,773 Older Adults**



**40,674 Service Unit Provided for
Older Adults Legal Assistance**

**33,326 Older Adults Served by Multi-Purpose
Senior Centers**



**872 Older Adults Served by
Supportive Counseling**

**64,539 Older Adults Served by
Health Screening and Health
Promotion & Education Programs**



**1,108 Older Adults
Served by Housing
Assistance**

Family Caregiver Services

**Informal Caregivers and Relative/Grandparents Raising Grandchildren
Total Unduplicated Served: 16,160**



**Outreach
4,798 Served**



**Counseling, Training, &
Supplemental Services
8,300 Served**



**Information &
Assistance
20,169 Served**



**Respite
1,798 Served**





**63
Caregiver Resource Centers**

Area Agencies on Aging provide services to informal caregivers, including grandparents raising grandchildren.

Unpaid, Illinois family caregivers help hold back a flood of Medicaid expenditures.


\$21 billion
Value of unpaid,
family caregiving
work in Illinois.



**1.2
billion**
unpaid
hours
from
1.3 million
unpaid family
caregivers

\$11.2 billion spent
on Medicaid


How much \$ savings do family caregivers enable?



*20,283 individuals in IL
receiving caregiver services
through Area Agencies on Aging



If AAAs help 200
caregivers avoid
placement in Medicaid
LTC



**\$942 K per month or
\$11.3 M per year**

Savings in Medicaid costs
(**\$155 per diem)

*Source: Illinois Association of Area
Agencies on Aging, 2023 I4A Fact Sheet

**Source: *Assessing Medicaid Payment Rates and Cost of Caring for the Medicaid Population
Residing in Nursing Homes*. June 2024, Office of Behavioral Health, Disability, and Aging Policy

Family Caregiver Services

Informal Caregivers and Relative/Grandparents Raising Grandchildren
Total Unduplicated Served: 20,283



Outreach
1,977 Served



Counseling, Training, &
Supplemental Services
15,517 Served



Information &
Assistance
21,149 Served



Respite
1,980 Served



84
Caregiver Resource Centers

Area Agencies on Aging provide services to informal caregivers, including grandparents raising grandchildren.