



COUNTY SNAPSHOT

Ford

General

Total Population 2019 Estimate: 12,961

60+ Population: 3,529

27.23% of Total Pop

Economic and Social Need Factors: (Out of 60+ Pop)

75+ Population: 35.19%

85+ Population: 13.26%

60+ Minority: 2.52%

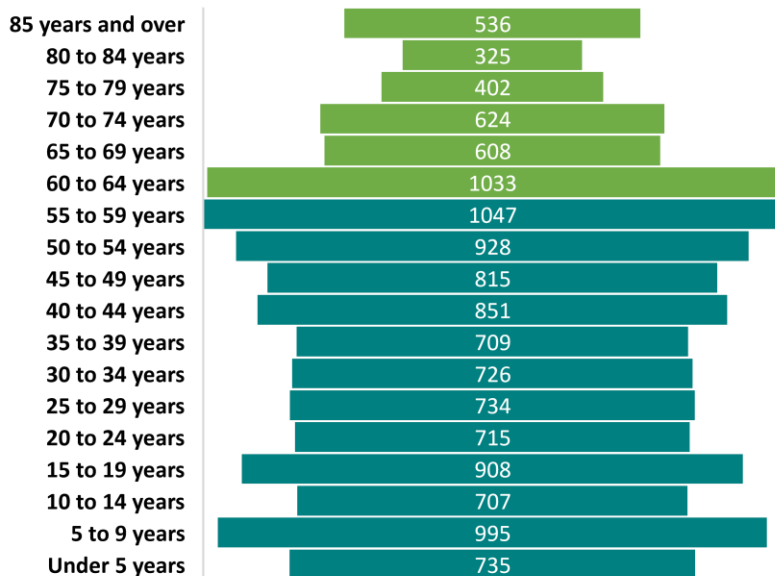
60+ in Poverty: 6.38%

60+ Living Alone: 29.33%

60+ Rural: 0.68%

*Source: Illinois Department on Aging
Population Estimates for Fiscal Year 22

Ford County Population Pyramid (2018 ACS)



Covid-19

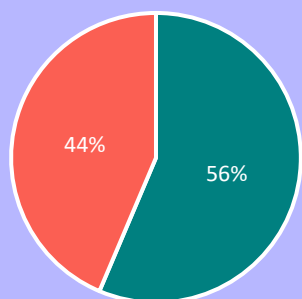
Covid-19 Mortality Rate: 271.3

Vaccination Rate: 56.39%

65+ Vaccination Rate: 93.49%

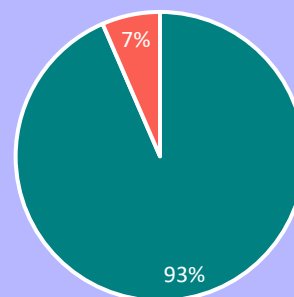
*Source: Illinois Department of Public Health Covid-19 Data

Total Pop Vaccination Status



■ Vaccinated ■ Unvaccinated

65+ Pop Vaccination Status



■ Vaccinated ■ Unvaccinated

Social Isolation

Risk of Social Isolation: 46.8%

*Source: AARP Foundation Connect 2 Affect, Geography of Social Isolation in U.S Older Adults

FY21 SERVICE DATA

Nutrition

Home Delivered Meals:

8,326 Meals
86 Older Adults

Congregate Meals:

1,599 Meals
59 Older Adults



Legal Assistance

45 Units
10 Older Adults



Information & Assistance

693 Units
252 Older Adults



Adult Protective Services (State Fiscal Year)

17 Intakes



Caregiver Advisory

Family Caregivers Serving Older Adults:

5 Units
2 Caregivers

Older Family Caregivers Serving Children:

11 Units
2 Caregivers

