

COUNTY SNAPSHOT Cumberland



General

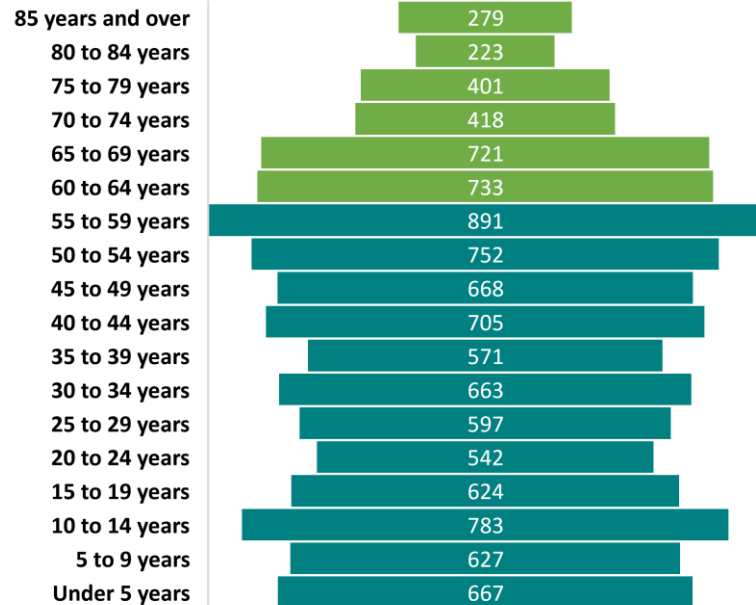
Total Population 2019 Estimate: 10,766
60+ Population: 3,026
28.11% of Total Pop

Economic and Social Need Factors: (Out of 60 Pop)

75+ Population: 31.69% of Total Pop
85+ Population: 10.44% of Total Pop
60+ Minority Population: 1.82% of 60+ Pop
60+ Population in Poverty: 9.02% of 60+ Pop
60+ Population Living Alone: 21.65% of 60+ Pop
60+ Rural Population: 2.02% of 60+ Pop

*Source: Illinois Department on Aging
Population Estimates for Fiscal Year 22

Cumberland County Population Pyramid (2018 ACS)

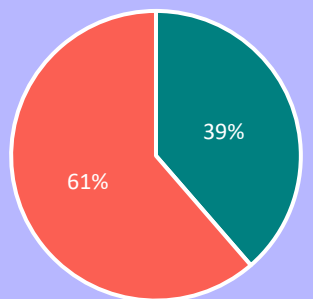


Covid-19

Covid-19 Mortality Rate: 129.2
Vaccination Rate: 38.64%
65+ Vaccination Rate: 72.46%

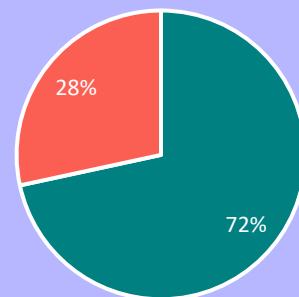
*Source: Illinois Department of Public Health Covid-19 Data

Total Pop Vaccination Status



■ Vaccinated ■ Unvaccinated

65+ Pop Vaccination Status



■ Vaccinated ■ Unvaccinated

Social Isolation

Risk of Social Isolation: 53.1%

*Source: AARP Foundation Connect 2 Affect, Geography of Social Isolation in U.S Older Adults

FY21 SERVICE DATA

Nutrition

Home Delivered Meals:

17,170 Meals
239 Older Adults

Congregate Meals:

714 Meals
30 Older Adults



Legal Assistance

18 Units
3 Older Adults



Information & Assistance

1,952 Units
386 Older Adults



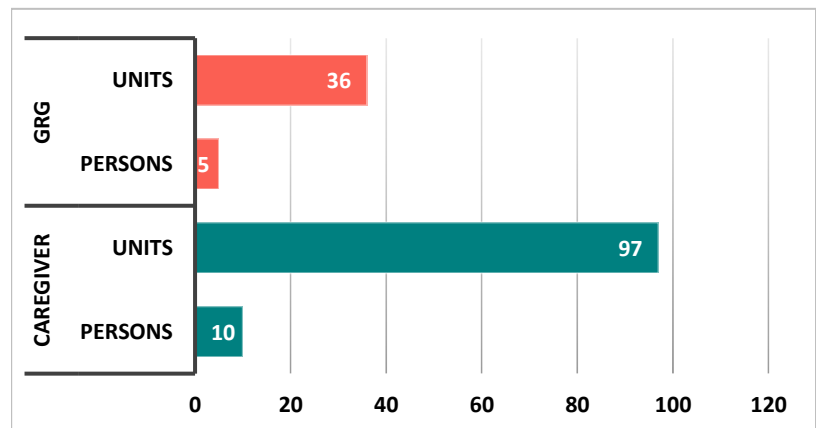
Caregiver Advisory

Family Caregivers Serving Older Adults:

97 Units
10 Caregivers

Older Family Caregivers Serving Children:

36 Units
5 Caregivers



Adult Protective Services (State Fiscal Year)

24 Intakes

